



<https://www.tmc.edu/news/2019/10/best-intentions-wont-solve-implicit-bias-in-health-care/>

Physicians with negative **implicit biases** about black individuals were **less likely to offer lifesaving thrombolytic drugs to black patients with heart attacks.**

The study showed that *implicit* but not *explicit* bias predicts the differences in physicians' thrombolysis decisions—the higher the physician's pro-white *implicit* bias, the higher their likelihood of treating white patients and not treating black patients with thrombolysis.



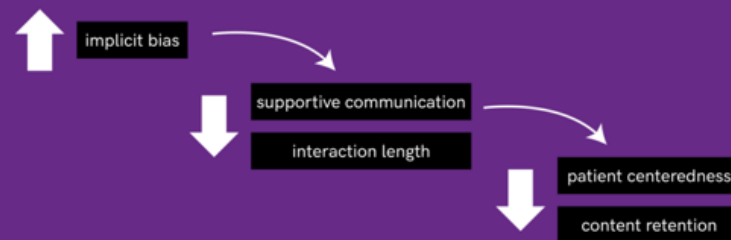
CORE
IM

Green AR, et al. J Gen Intern Med. 2007 Sep; 22(9): 1231-1238.

Oncologists with **implicit bias** spend **less time** with their black patients compared to their white patients.

One study showed a significant negative association between oncologists' *implicit* bias and interaction length.

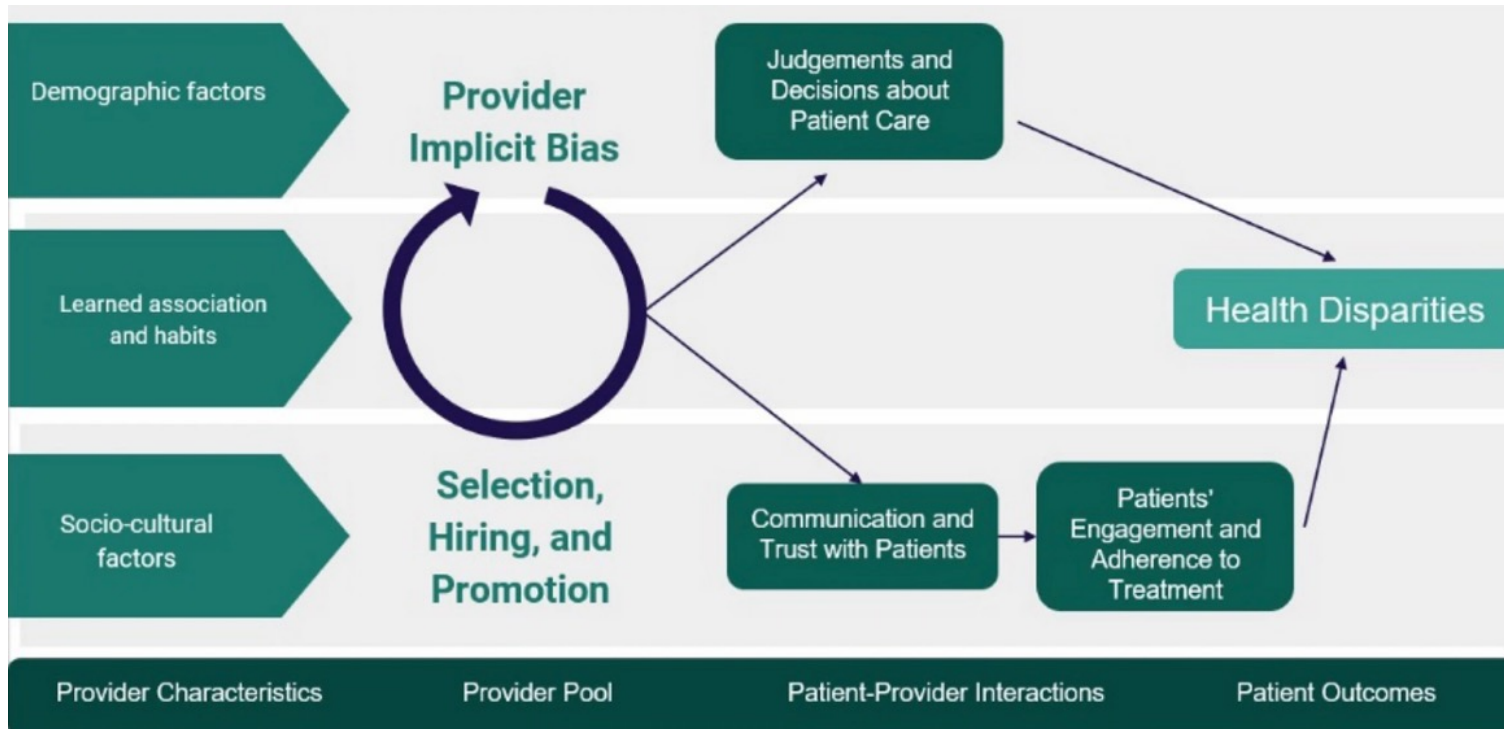
Patients also perceived their communication to be less patient centered with greater difficulty remembering conversation content.



CORE
IM

Penner LA, et al. J Clin Oncol. 2016 Aug 20;34(24):2874-80. Epub 2016 Jun 20.

<https://www.coreimpodcast.com/2021/07/22/implicit-bias/>



Lopez, C. M., Diaz, S., Abraham, O., & DiBrito, S. R. (2020). Diversity and inclusion in surgery: the role of implicit bias on patient care. *Current Surgery Reports*, 8, 1-9.

<https://link.springer.com/article/10.1007/s40137-020-00275-1>

PHYSICIAN BIAS

Trends from the
2016 Medscape Lifestyle Report

40%

According to Medscape's Lifestyle Report, 40 percent of physicians say they have biases toward specific types or groups of patients.

Specialties with the Most Bias

- Emergency Medicine (62%)
- Orthopedics (50%)
- Psychiatry (48%)
- Family Medicine (47%)
- Ob/Gyn (47%)

Bias by Region

The survey also looked at region as a possible factor of physician bias.

The greatest percentages of physicians who reported bias live in the Northwest and West.

Physicians living along the east coast — Northeast, Mid-Atlantic, and Southeast — reported the lowest bias levels.

Patient Characteristics that Trigger the Most Bias



Patient characteristics that trigger the least bias: race, level of attractiveness, and gender.



The Effects of Bias on Patient Care

A small percentage of physicians indicated that bias actually affected their treatment, but of those who did:

72% reported that emotional problems had a negative effect on treatment.

61% reported that weight bias also had a negative effect on treatment.

These physician biases have been observed in many studies to elicit negative attitudes, including lack of emotional rapport with patients. However, not all bias had a negative effect on treatment.

25% reported that their own bias resulted in overcompensation and special treatment of the patient, leading to positive results.

Source: Medscape Lifestyle Report 2016 | medscape.com


comphealth.com/resources

PHYSICIAN BIAS

Trends from the
2016 Medscape Lifestyle Report

40%

According to Medscape's Lifestyle Report, 40 percent of physicians say they have biases toward specific types or groups of patients.



Specialties with the Most Bias

- Emergency Medicine (62%)
- Orthopedics (50%)
- Psychiatry (48%)
- Family Medicine (47%)
- Ob/Gyn (47%)

Bias by Region

The survey also looked at region as a possible factor of physician bias.

The greatest percentages of physicians who reported bias live in the Northwest and West.

Physicians living along the east coast — Northeast, Mid-Atlantic, and Southeast — reported the lowest bias levels.

Patient Characteristics that Trigger the Most Bias



Patient characteristics that trigger the least bias: race, level of attractiveness, and gender.



The Effects of Bias on Patient Care

A small percentage of physicians indicated that bias actually affected their treatment, but of those who did:

72% reported that emotional problems had a negative effect on treatment.

61% reported that weight bias also had a negative effect on treatment.

These physician biases have been observed in many studies to elicit negative attitudes, including lack of emotional rapport with patients. However, not all bias had a negative effect on treatment.

25% reported that their own bias resulted in overcompensation and special treatment of the patient, leading to positive results.

Source: Medscape Lifestyle Report 2016 | medscape.com

comphealth.com/resources

<https://comphealth.com/resources/infographic-physician-bias-and-its-effect-on-patient-care/>

<https://www.medscape.com/slideshow/lifestyle-2016-overview-6007335#25>